

## OPENING NET

Unstrap the elastic band around the chipping net (Fig 1.). Throw net out and away from you to open (See caution below). Chipping net should pop open automatically. See Fig. 3 for fully open net.

### CAUTION!

This item is made with a steel spring loop. It is designed to pop open and snap close quickly. Use this item with caution. Small children should not be allowed to fold or unfold without direct adult supervision.

## CLOSING NET

Fold net into a figure 8 shape (Fig 2.). Fold the two circles of the figure 8 together to form one overlapped circle. Pull the elastic band attached to the chipping net's frame around net to hold it in place (Fig. 1).

Fig. 1

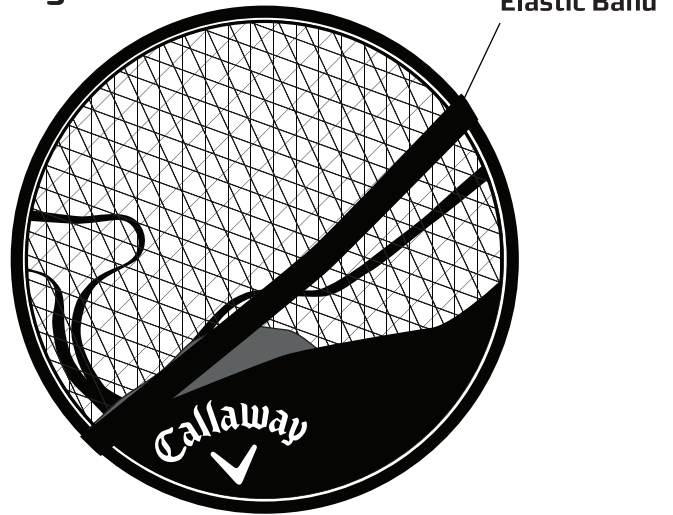


Fig. 2

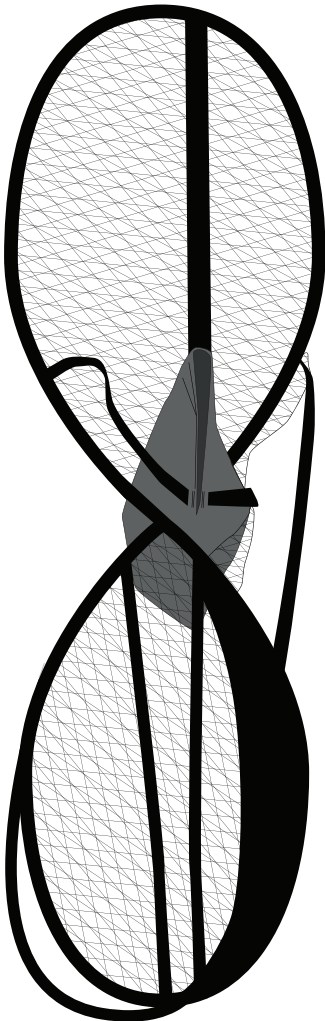
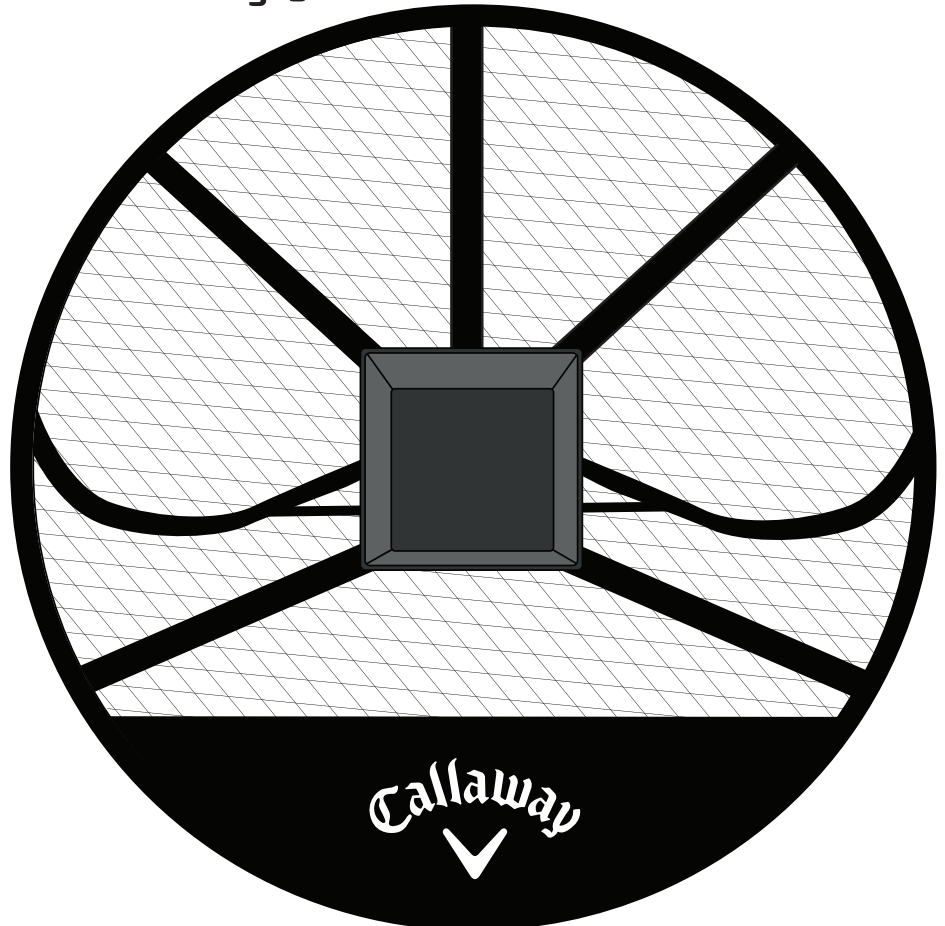


Fig. 3



## CONTACT INFORMATION

Phone: 800-456-2129 Email: sales@izzo.com  
Address: 1635 Commons Parkway, Macedon, NY 14502.

